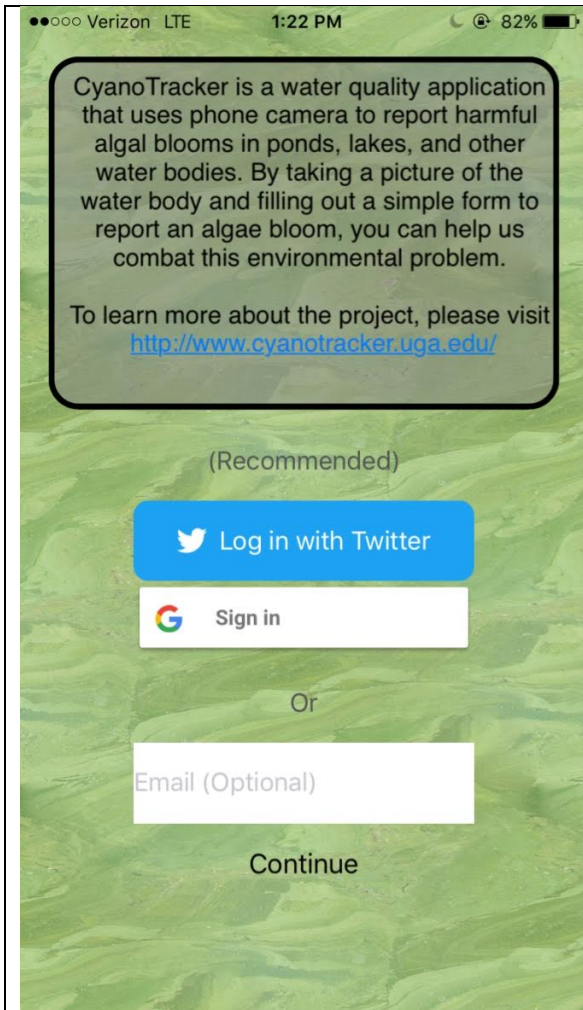


In order to download the CyanoTRACKER app on iOS devices, you should first locate the 'App Store' launcher on your device.



From the App Store you may search for "cyanotracker" (without quotes) to bring up the app information and installation page


Click install. You may be prompted regarding the permissions required by the app. File reading/writing permissions are used to enable the app to upload your photos. The location services are used when you take a photo with the app so that it may be tagged with the location data. Network access is required in order to connect and submit your reports.



You are now ready to participate in the CyanoTRACKER project!

...can help us combat this environmental problem

To learn more about the project, please visit <http://www.cyanotracker.uga.edu/>



We have the GPS Location

---

lat: 33.9452, long: -83.3785

---

We have the GPS Location


---

2016:09:19 13:23:03

---

Additional Comments

Submit to CyanoTRACKER!



Example of the report ready to file.